




PRODUCT CATALOG



THE OFFICIAL MOUTHGUARD OF:



MORE PROTECTION. LESS MOUTHGUARD.™
sisuguard.com

AERO

1.6 mm thin
 Custom comfort fit
 Remoldable
 Wider bite pad
 Rounded edges
 Works with braces
 Reduces germ exposure
 FDA cleared
 BPA, latex, PVC, phthalate free



MSRP \$24.99

FOR TEAM SPORTS

ADULT	AGE	11+
-------	-----	-----



MAX

2.4 mm thin
 Custom comfort fit
 Remoldable
 Wider bite pad
 Rounded edges
 Works with braces
 Reduces germ exposure
 FDA cleared
 BPA, latex, PVC, phthalate free



MSRP \$34.99

FOR HIGH-IMPACT SPORTS

ADULT	AGE	11+
-------	-----	-----



JUNIOR

1.6 mm thin
 Custom comfort fit
 Remoldable
 Wider bite pad
 Rounded edges
 Reduces germ exposure
 FDA cleared
 BPA, latex, PVC, phthalate free



MSRP \$19.99

FOR YOUTH SPORTS

KIDS	AGE	7-10
------	-----	------



CASE

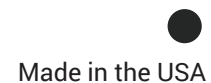
Lightweight and durable
 Antimicrobial material
 Extra storage



MSRP \$8.99

MOUTHGUARD STORAGE

GUARD SOLD SEPARATELY



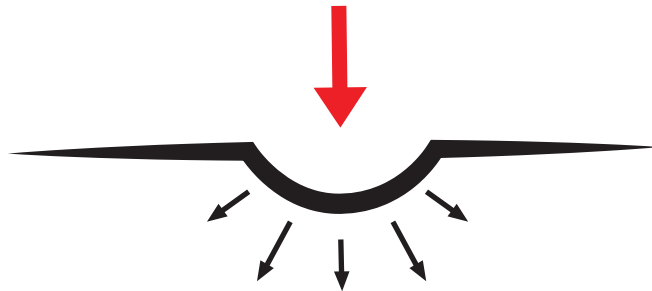


POWERED BY DIFFUSIX™ TECHNOLOGY

THE SISU ADVANTAGE:

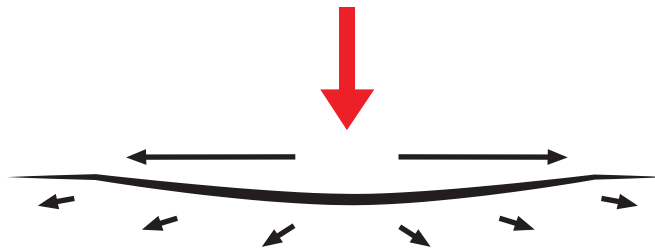
SISU Mouthguards are made from a non-compressible, perforated material that distributes impact force over the entire surface of each mouthguard. With their custom, remoldable fit and unmatched strength, SISU Mouthguards are able to better protect your teeth while providing you the freedom to easily talk, breathe and drink.

Conventional Mouthguard
Impact Force Dispersion



Conventional mouthguards are made from a material that's too soft to fully protect your teeth from harm.

 SISU Mouthguards
Impact Force Dispersion



With our one-of-a-kind Diffusix™ Technology, SISU Mouthguards are made from a material that absorbs and diffuses impact throughout the entire mouthguard, meaning that much less impact force is transferred to your teeth.

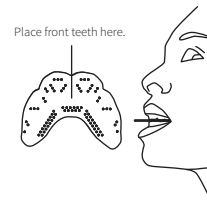
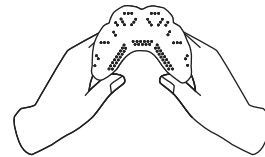
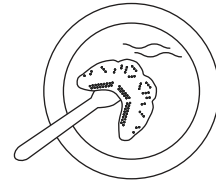
QUICK-FIT GUIDE

Notice:

If you have braces, **DO NOT** attempt to fit your SISU at home. Instead, contact your orthodontist (see below for more info).

If you don't have braces, let's get started.

- 1** Wash your hands and the SISU Mouthguard with soap and water. Heat water in a small bowl until hot to the touch (140°F / 60°C). Place your SISU Mouthguard into the hot water until soft and pliable, approx. 30-60 sec (use utensil to determine softness).
- 2** Once soft, use the utensil to carefully lift the SISU Mouthguard out of the water.
DO NOT let the softened mouthguard fold on itself - the material will glue together, making it difficult to reshape.
- 3** Balancing the pliable guard with your thumbs, lean in toward the mirror and open your mouth wide. Insert the SISU Mouthguard and bite down gently on the bite pad in the middle of the guard.
- 4** Hold the mouthguard in place using your teeth and tongue. With your fingers, fold the guard straight up. Be sure to mold the guard up to the gum line on the front and sides of your teeth to create a solid shield.
- 5** Once the SISU Mouthguard is formed, close your lips over the guard and gently create suction until the material has hardened to a snug, perfect fit. Leave the guard in your mouth for 3-5 minutes to allow time to set.



GOT BRACES?

If you have braces or are undergoing other orthodontic treatment, **DO NOT** attempt to fit your SISU Mouthguard at home. Instead have your dentist or orthodontist fit your SISU Mouthguard for you! He/she will use the appropriate barriers between the guard and braces so that the material, while pliable, doesn't bond to your brackets.

We also recommend that, no matter your child's age, all athletes use an adult-sized SISU Mouthguard whenever wearing braces in order to ensure a proper fit.

Visit sisuguard.com/fitting-with-braces for more information.



PRO TIPS

DO:

- Do cover the entire surface of your teeth and gums to ensure proper protection.
- Do wear an adult sized mouthguard if you are an adult, even if your mouth is small. Simply adjust the molding of your guard to best fit your mouth shape.
- Do clean your SISU Mouthguard with mild soap and lukewarm water, or use a non-abrasive, non-whitening toothpaste.
- Do avoid situations where inhalation or swallowing of the mouthguard could occur.
- Do replace your SISU Mouthguard when the season is over. The warranty expires 1-year from purchase.

DON'T:

- Don't stretch the guard; simply fold it into place. The perforations best deflect shock when they are not stretched or enlarged. By stretching the material the warranty is voided.
- Don't trim your SISU Mouthguard: trimming affects the force dispersion, plus trimming the guard will void the warranty.
- Don't submerge your SISU in the hot water (140 F, 60 C) for more than 10 minutes at a time.
- Don't clean your SISU in the dishwasher or with alcohol-based substances.
- Don't use boiling water to form your SISU Mouthguard. Use hot water instead (140 F, 60 C).
- Don't leave your mouthguard in warm environments for prolonged periods of time, such as on hot dashboards inside cars. When hot environments are unavoidable, try keeping your guard in a container with plain water.

AND FINALLY:

- SISU is BPA, PVC, latex and phthalate free, containing no harmful ingredients.
- SISU Mouthguards can be remolded up to 20 times; if you are unhappy with your initial fit, simply reheat the guard and try again!
- If your SISU Mouthguard becomes too tight after wearing it, try drinking hot water to loosen up the guard; or, try reforming the guard using less suction for a slightly looser fit.



WARRANTY INFORMATION

WARRANTY: Akervall Technologies Inc. ("ATI") warrants that there are no defects in the materials or workmanship of the SISU Mouthguard that cause damage or injury to the sound, natural teeth of the user when properly used in a supervised athletic contest or coach-supervised training session. This warranty shall extend for a period of one (1) year from the date of purchase. ATI's obligations in the event of a breach of this warranty shall be limited to the lesser of: (1) the actual dental expense incurred by the user; or (2) \$940 per injured or replaced tooth, up to a maximum liability of \$35,000 per incident. ATI's obligations hereunder shall be reduced by the amount of any insurance that the user receives or may claim for the damage or injury. This warranty does not provide payment or indemnity for orthodontic treatments or preparation of a tooth to be used as an anchor for a bridge.

ATI shall have no responsibility or liability hereunder unless: (1) the mouth guard was fitted by claimant in accordance with the printed instructions accompanying this warranty and (2) a complete written notice of the injury or damage is received by Akervall Technologies Inc. within thirty (30) days after the occurrence of the injury or damage, (3) the notice of injury is substantiated by a statement of a licensed dentist providing necessary dental treatment within thirty (30) days after the date of injury or damage and a statement of a participating game official, if a supervised contest, or a supervising coach or school superintendent, if a practice session, that the mouth guard unit was in proper use at the time of injury and (4) the mouth guard unit is returned to ATI within the written notice of injury.

DISCLAIMER: This warranty is made in lieu of all other warranties, express or implied, including but not limited to any implied warranty or merchantability or fitness for a particular purpose and any implied warranty arising out of a course of a dealing, custom, usage or trade. Except as is otherwise expressly provided herein, ATI disclaims all liability for loss, injury or damage based upon negligent design or defects in materials and workmanship for the within mouth guard. Keep this dental warranty, disclaimer and store receipt in your records. In case of injury, mail mouth guard, store receipt, the notice of injury and accompanying statements to:

Akervall Technologies, Inc.
1512 Woodland Drive
Saline, MI 48176

CONTACT INFORMATION

**Questions? Please contact our team at 516.883.8889
or send an email to brian@triple8.com**

www.triple8.com